










Winter Home Maintenance



Winter weather can be tough on your home, but a little preparation goes a long way! Use this checklist to tackle essential maintenance tasks and keep your home safe, warm, and efficient all season long.

-  **Insulate Doors and Windows:** Check seals and use caulk or weather stripping to make repairs.
-  **Protect Your Pipes:** Insulate exposed outdoor pipes to prevent freezing. Consider letting faucets drip on extra cold nights.
-  **Heating System Checkup:** Replace filters, clean vents, and ensure your heating system is ready to keep you warm.
-  **Test Smoke & Carbon Monoxide Detectors:** Replace batteries and test to ensure proper functioning.
-  **Reverse Ceiling Fan:** In the winter, your ceiling fan should spin clockwise at a low speed.
-  **Chimney and Fireplace:** Contact a chimney sweep to clean and inspect your chimney. Ensure that the damper is working correctly.
-  **Gutters and Downspouts:** Remove debris from gutters to prevent water damage. Ensure that downspouts direct water away from the foundation.
-  **Inspect Roof:** Check for loose or damaged shingles. Trim overhanging tree branches.
-  **Outdoor Lighting:** Winter months bring shorter days, so ensure all exterior lights are functional. Replace any burned-out bulbs and consider adding motion-sensor lights for additional convenience and security.

For even more peace of mind, schedule a home inspection with our expert team. We'll help identify potential issues before they become costly surprises!